



# Áit Tógála Construction area



## Aiseanna/Resources

Basic resources should include:

- Clipboards, pencils and paper to plan, design and record
- Photographs of buildings in the local and wider environment to motivate children

## Large construction

- Large cardboard boxes and cartons
- Large cardboard tubes
- Crates
- Planks
- Duplex soft flexible blocks
- Hollow blocks
- Solid blocks
- Large wooden blocks and bricks
- Large plastic blocks and bricks
- Solid steps and hidey holes
- Tyres
- Steering wheels
- Blankets and sheets
- Hammers, nails and various tools both real and toy
- Hard hats

## Small construction

- Meccano
- Duplo
- Lego
- Sticklebricks
- Popoids
- Mobilo
- Polydrons
- Octons
- Marble run
- Reclaimed materials—cartons, boxes, tubes and bottles



## Foghlaim/learning

Learning areas all areas of the curriculum can take place in the construction area. It provides opportunities for children to:

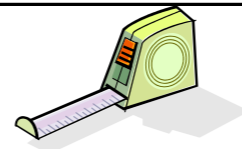
- \* Work as part of a group, taking turns and co-operating
- \* Interact with others negotiating and discussing plans
- \* Use mathematical language to describe solid 3D shapes, position and size
- \* Design and modify as they build and construct with a wide range of resources
- \* Engage in role play and imaginative activities such as building space ships for themselves or homes from Lego for play people
- \* Develop their physical skills as they use a range of small and large construction equipment safely



## Suíomh/Location

Many naíonraí have two construction areas—one for large construction blocks and the other for small construction equipment

- Position the large construction area on the floor preferably carpeted and next to the small construction table.
- Locate construction next to the home corner to encourage children to use the area in a more imaginative way and support their learning by moving resources between areas



## Eispéireas agus gníomhaíochtaí/ experiences and activities

Construction play should be available at every session. Naíscoil staff should plan activities that extend children's knowledge & understanding, skills and attitudes:

- Encourage children to build for a purpose. Provide a small house with two large play people, several small world people and some animals. Explain that the family are too crowded in their old home and ask what should happen. If the children suggest moving house or building an extension, plan the house type that the family need and build the house collaboratively. Discuss the building at group time make a sign and leave the construction for the children to add to. Provide a list on a clipboard labelled—'thóg na páistí seo an teach seo' for the children to 'sign' their names
- Add long strips of fabric and blankets to the large block area. Revisit 'madadh ar an droichead' and encourage the children to build a bridge over a blue fabric river and re-enact the story. Extend this activity another day building houses for Na Trí Mhuicín.
- Provide a large piece of paper secured to a table and pencils and markers. Add vehicles, people, animals, road signs and wooden blocks. Support the children in drawing maps of plans of the local or imaginary environment. Encourage children to identify where the blocks belong using 2D drawings and 3D constructions. Photograph the final construction so children can re-build from plans at a later date.

## Pleanáil/Planning

Plan for children to have:

- Daily access to a variety of construction equipment
- Opportunities to use the area in wide variety of ways
- Space to work collaboratively with large construction equipment
- Time to complete and modify constructions, sometimes storing them and revisiting them at a later date
- Diversity of presentation. Plan to provide small construction with other resources such as small world resources, plants and other natural objects
- A secure comfortable working environment that is not monopolised by one group

Monitor the use of the construction area and use observations to inform future planning e.g. if a particular group of children are monopolising the area plan to spend time with other children in the area supporting their learning e.g. bring some role play resources into the block area and plan to build a kitchen extension

## Tacaíocht foghlama/ supporting learning

Naíscoil staff should:

- Ensure that the construction area and resources are well maintained and safe
- Create an area that stimulates children's creative and imaginative play
- Plan to spend time in the construction area observing children's play and where appropriate enhancing and extending play
- Provide strong positive images of women involved in construction play
- Model the use of resources and support children who are anxious of find these activities challenging
- Ask open-ended questions which encourage discussion, investigation and experimentation
- Introduce, use and reinforce language which is specific to learning in the construction area

## Teanga/language

Introduce, use and reinforce the specific language of learning in the Construction Area:

Oir/feil scriú cnó bolta tóg cuir le chéile plean dear carn airde fad cothrom castaire soladach toll maignéadach tríthoiseach

fit screw nut bolt build join plan design stack height length equal spanner solid hollow magnetic three-dimensional

